



# **Falconhurst School Behaviour Curriculum**

Presented to Full Governing Board: March 2024

Review to Full Governing Board: March 2026

## Rationale

In order to secure our vision for the school and its children, we strive to ensure that an ethos exists which is positive, caring, free from bullying and racial/sexual harassment, supportive in modifying behaviours and consistent in its commitment to children's security and safety. Our school adopts a number of whole school approaches to develop positive relationships, behaviour and character.

Falconhurst is a school where respectful relationships provide the essential foundation for self-managing behaviour and positive attitudes to learning. In order to build character, we define the behaviours and habits that we expect students to demonstrate. We want to support our pupils to grow into adults who are polite, respectful, grateful and who put others before themselves. We believe that, as pupils practise these behaviours over time, they become habits that positively shape how they feel about themselves and how other people perceive them. To support our pupils in achieving this, a behaviour curriculum will be taught explicitly and revisited alongside PSHE and the wider National Curriculum subjects.

The principles of this curriculum are adapted from the 'Stanley Road Way Behaviour Curriculum'.

## The Curriculum

The curriculum is taught explicitly to all year groups (Nursery to Year 6) during the first week of each term alongside the traditional National Curriculum subjects. Children should learn the content of the curriculum so that they can recall the information and act upon it. At the start of each term, the Falconhurst behaviour curriculum is revisited with pupils and will continue to be reinforced throughout the year. As with other curriculum content, this should be taught using explicit teaching based on the 'Principles of Instruction' set out by Barak Rosenshine including regular quizzing to check and strengthen retention. Staff will also demonstrate these behaviours and ensure pupils have many opportunities to practise these (particularly in the first few days of each term). For example, a lining up order should be taught in the classroom but must be reinforced in different locations and times throughout the school day e.g. at lunchtime or playtime. It is expected that all pupils will know this content.

In order for staff to teach behaviour specifically, the process is as follows -

1. **Identify** the routines that are desired
2. **Communicate** in detail your expectations
3. **Practise** the routines at every opportunity and to ensure all can apply
4. **Demonstrate** high expectations for, reinforce and maintain the routines constantly

It is essential that all staff know the details of this curriculum, teach it explicitly to pupils and continuously maintain the high standards the school has for all pupils. By doing so, Falconhurst will support each other to create a culture where pupils feel Ready, respectful and safe, and are able to learn in an optimised environment and where teachers are free to teach unhindered.

# Adaptations

As with all curriculums delivered at Falconhurst, this is intended for all pupils. However, it will be scaffolded and applied differently in different year groups depending on pupils' ages, and may be applied differently depending on individual pupils' SEND needs. For example, pupils who have autistic spectrum conditions may find it very uncomfortable to maintain eye-contact with adults. Sensitivity must be applied at all times when teaching the behaviour curriculum.




## Curriculum Content

This will be covered in depth in the first week of each term and then revisited throughout the rest of the term.

Know that there are three behaviour principles in school. These are to be

- Ready
- Respectful
- Safe

### Know the following examples of these three principles

<b>Ready</b> 	<b>Respectful</b> 	<b>Safe</b> 
<ul style="list-style-type: none"> <li>• Sitting still and sensibly</li> <li>• Listening carefully to the speaker</li> <li>• Being prepared for learning</li> <li>• Working hard on tasks given</li> <li>• Being in the right place at the right time</li> <li>• Wear the correct uniform</li> </ul>	<ul style="list-style-type: none"> <li>• Say please and thank you</li> <li>• Hold doors open for others</li> <li>• Talk kindly</li> <li>• Say good morning/afternoon</li> <li>• Wait patiently for instructions or responses</li> </ul>	<ul style="list-style-type: none"> <li>• Move calmly around the school</li> <li>• Consider the feelings of others</li> <li>• Use technology appropriately</li> <li>• Use equipment as its purpose is intended</li> <li>• Make safe choices on the playground</li> </ul>

Know that if you respect someone, you have a good opinion of their character or ideas.

Know that if you are ready, you maintain the values, manners and initiative expected of each individual.

Know that you have the right to feel safe, all of the time.

Know that pupils who do not follow the principles will have a consequence in line with the Behaviour Policy.

## Moving Around School

Know that we walk around school using

Know that Fantastic Walking means -

- Facing forwards,
- Walking at a steady pace,
- In a straight line,
- With hands behind your back, shoulders proud.
- Without talking.



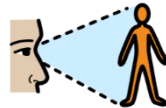
Know that when we move around school we walk on the left of the corridor

Know that we use Fantastic Walking to keep everyone safe in school and to make sure the learning of other children is not disrupted as people move around school.

## Classroom routines

Know that we use '**FANTastic Listening**' in class. This means that we -

- Face forwards,
- Always sit up straight
- Need to listen
- Track the speaker



**Know that we all use Fantastic Listening to ensure everybody is able to learn without distractions.**

### In the classroom:

Know the order that you always line up in.

Know the routine for entering the classroom and getting ready to work.

Know where you sit in class during lessons (including 'carpet places')

Know the correct response call from the teacher e.g. 'Class class' = 'Yes yes'

Know that you should aim to only go to the toilet at playtime or lunchtime

Know that you need to use equipment appropriately

## Speaking in Class

Know that we use '**SHAPE your answer**' to help us to speak clearly in class

Know that this stands for -

- **Sentences** - pupils know that they must answer in full sentences when appropriate
- **Hand away from mouth** - Pupils know that they must keep their hands away from their mouths while speaking
- **Articulate**- Pupils know that they must pronounce words clearly
- **Project** - Pupils know that they must speak with a voice which is loud enough for everyone in class to hear
- **Eye Contact** - Pupils know that it is polite to look at the person you are speaking to if able to do so



Know how to put your hand up quietly to answer a question or participate in discussion.

Know that it is important to speak loudly and clearly in class when sharing answers so that everyone can hear.

Know that when you want help from an adult you raise your hand and wait quietly unless the teacher has indicated otherwise.

Know that verbal answers should usually be given in full sentences e.g. Which continent is uninhabited? Antarctica

## Completing work in books

Know how to set out work in books as expected by the Phase and Subject Leader.

Know that you must use 'one square, one digit' when writing in maths books.

Know how to use a ruler when drawing straight lines.

Know how to correct mistakes by drawing a straight line through your work or by using purple pen

## Manners

Know that we use '**STEPS to politeness**' at Falconhurst to make sure we are always polite to each other

Know that this stands for-

- **Sir/Mr and Miss/Mrs** - pupils know that they must use Sir and Miss when talking to members of staff
- **Thank You** - pupils know that they should say 'thank you' when they receive something or someone does something nice for them.
- **Excuse Me**- pupils know that they should say 'excuse me' if someone is in their way
- **Please** - pupils know that they should always say 'please' when they are asking for something.
- **Smile if you can** - pupils know that if feeling positive and upbeat, they can smile at others to make others feel welcome, and when talking to adults and each other



Know that it is polite to give **eye contact** to the person you are talking to.

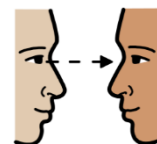
Know that you should let anyone waiting through a doorway before walking through yourself.

Know that you should say 'Good morning/afternoon Sir/Miss' to adults if spoken to.

Know that it is polite to ask questions such as "How are you today, Miss?", "Have you had a good morning, Sir?", "Did you have a good weekend, Miss?"

Know that it is important to show **gratitude** to others by thanking people for what they have done for you.

Know that it is important to have good manners so that people act politely back to you



## Playtime Behaviour

Know that you must walk from your classroom to the playground using 'Fantastic Walking'.

Know that you must play safely.

Know that you must be **kind** by including people in your games and sharing equipment.

Know that someone who is kind behaves in a gentle, caring, and helpful way towards other people.

Know that you should use appropriate words and voice when playing together at playtime.

Know that, when the first whistle is blown you stop, and with the second whistle you must line up in your lining up order swiftly.

## Lunchtime

Know where you line up for lunchtime when you are called.

Know where you sit in the dinner hall during lunchtime.

Know that you should use a quiet voice in the dinner hall.

Know that you should always try to use a knife and fork correctly (this will be explicitly taught in EYFS and Lower School)

Know that you should finish what you are eating before talking or leaving your seat.

Know how to use good manners during lunchtime, particularly when receiving food from the school kitchen and talking to midday supervisors.

Know that 'good manners' means saying 'please' when you ask for something and 'thank you' when you receive it

## Uniform

Know that:

- Uniform unites us as a community: we learn, practise, play and succeed together.
- Uniform reduces distractions: we are focused on our learning.
- Uniform makes us all equal: we come to school looking the same way; no one has to feel awkward about the clothes they have or don't have.
- Uniform gives us all a shared identity to be part of and proud of.
- Uniforms help pupils look smart and feel ready to learn.

Know that school uniform consists of:

Winter Uniform	Summer Uniform In addition to the Winter Uniform, pupils may also wear
White shirt (short or long sleeve) or White Polo Top (logo optional)	Blue checked summer dress
Navy Blue sweatshirt, jumper or cardigan (logo optional)	Tailored Grey Shorts
Grey or Black trousers, skirt or pinafore dress	<b>PE Kit</b>
White, Grey or Black socks or tights	Plain Blue T-Shirt (logo optional)
Black flat shoes or <b>plain</b> black trainers, flat boots with minimal decoration (buckles, tassels etc..) may be worn in extreme weather.	Dark trainers for outside PE & Black pumps for indoor.
Warm coat or fleece (Navy blue logo'd fleece optional)	Plain Navy Jogging Bottoms
Hijab of any appropriate plain colour	Plain Navy Shorts
School bag or book bag (branded optional)	Blue outdoor hoodie or jumper
	One-piece swimsuit (can be skirted or short wetsuit style) or shorts for swimming ( <i>do not purchase until swimming lessons commence</i> )

Know that all shirts must be tucked in.

Know that long hair must be tied back.

Know that, on health and safety grounds, we do not allow pupils to wear jewellery in school except for earring studs in pierced ears or small objects of religious significance.

### **Attendance and Punctuality**

Know that you must try to attend school every day.

Know that you must try to arrive at school on time every day.

Know that attending school on time every day is important so that you make the most of every learning opportunity

### **Behaviour outside of school**

Know that you are always part of and representing the school community and must always behave responsibly and respectfully.

Know that you are a representative of Falconhurst School in the community and online.

Know that you should be considerate of other people arriving and leaving school.

Know that being considerate means thinking about other people's needs, wishes and feelings.

Know that examples of being considerate on the way home include walking not running, giving people plenty of space, using a quiet voice (not shouting).

### **Summary**

Know that the Falconhurst behaviour curriculum must be followed at all times.

Know that all pupils follow the Falconhurst behaviour curriculum to become aspirational learners and to build positive habits which will help everyone to be successful throughout life.

NOTE: We do not have class charters, individual class rules or individual behaviour systems